



# Shot Chart

Södertälje SK - Leksands IF

2018-10-05 19:00 at Scaniarinken

HockeyAllsvenskan

Group No. 90131

Game No. 037

Referee(s)

SCHILKEN, Pierre

Linesmen

OLSSON, Marcus

LEANDER OLSSON, Oscar



2018-10-07 13:45:05

Start time: 19:00

End time: 13:31

Södertälje SK - Leksands IF 3 - 5 (2-3, 1-2, 0-0)

Shots: 33 - 30 (13-7, 10-16, 10-7)

Final Score

1st period (2 - 3)

Shots: 13 - 7

Södertälje SK

Shots Against

GA	SSG	SPG	SBL
3	4	1	0
BDCK	SOG		PP
0	1		

01:55 0-1 by #25 (EQ)

Offensive zone play (Shot)



39 SÖRENSEN

08:55 0-2 by #24 (EQ)

Offensive zone play (Shot)



39 SÖRENSEN

19:43 2-3 by #13 (PP1)

Offensive zone play (Rebound)



39 SÖRENSEN

Leksands IF

Shots Against

GA	SSG	SPG	SBL
2	11	5	0
BDCK	SOG		PP
0	1		

14:05 1-2 by #8 (EQ)

Forechecking (Deke)



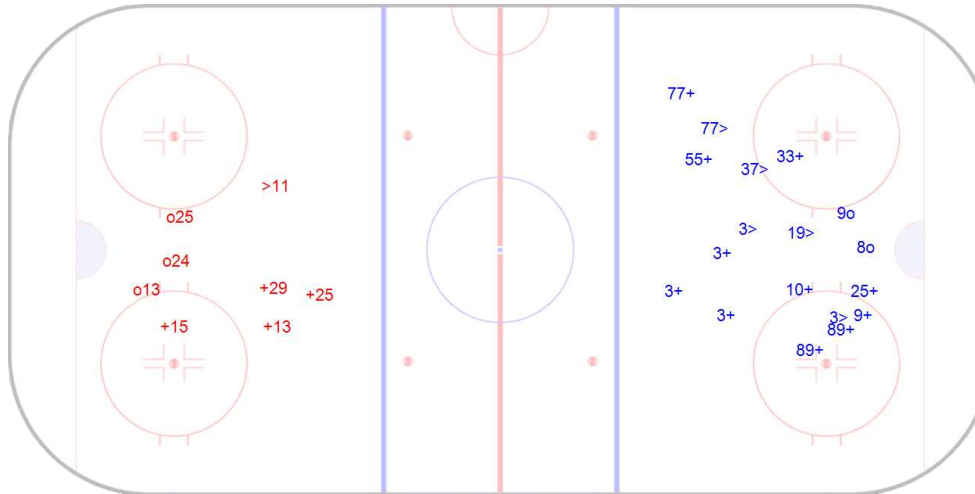
33 BRAGE

16:19 2-2 by #9 (EQ)

Forechecking (Shot)



33 BRAGE



## LEGEND

<b>SOG</b> Shots On Goal (SSG + G)	<b>SPG</b> Shots Past Goal	<b>SSG</b> Shots Saved By Goalie	<b>SBL</b> Shots Blocked By Player
<b>o</b> Goal	<b>&lt;</b> Shot Past Goal	<b>+</b> Shot Saved By Goalie	<b>-</b> Shot Blocked By Player
<b>BDCK</b> Body Checks (hits)	<b>&gt;</b> Shot Past Goal	----- Position of assistant	<b>GWS</b> Game Winning Shot
<b>x</b> Body Check (hit)	<b>EQ</b> Equal Strength	<b>PS</b> Penalty Shot	
<b>PP</b> Powerplay	<b>SH</b> Shorthanded	<b>GA</b> Goals Against	



# Shot Chart

Södertälje SK - Leksands IF

2018-10-05 19:00 at Scaniarinken

HockeyAllsvenskan

Group No. 90131

Game No. 037

Referee(s)

SCHILKEN, Pierre

Linesmen

OLSSON, Marcus

LEANDER OLSSON, Oscar



2018-10-07 13:45:05

## Leksands IF

Shots Against

GA	SSG	SPG	SBL
1	9	4	1
BDCK	SOG		PP
0			0

15:18 3-4 by #8 (EQ)

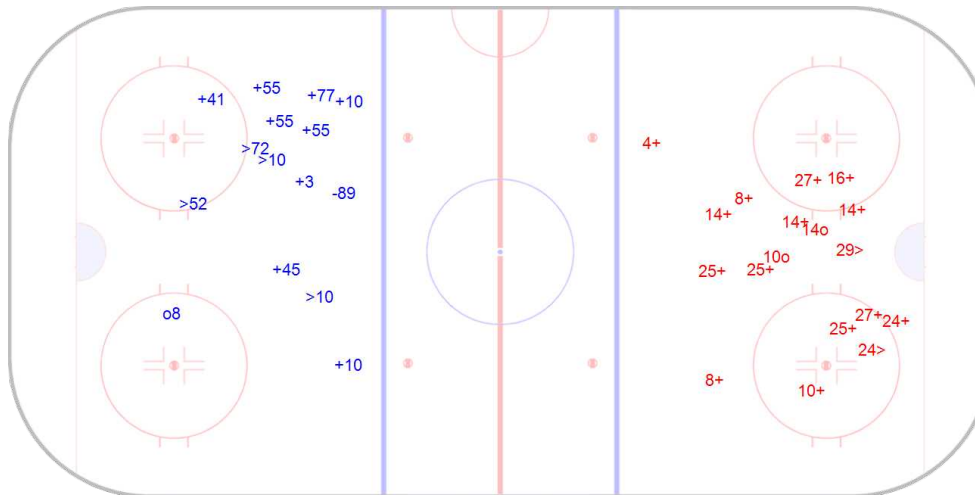
Forechecking (Shot)



33 BRAGE

## 2nd period (1 - 2)

Shots: 10 - 16



## Södertälje SK

Shots Against

GA	SSG	SPG	SBL
2	14	2	0
BDCK	SOG		PP
0			0

05:51 2-4 by #14 (EQ)

Forechecking (Shot)



39 SÖRENSEN

17:03 3-5 by #10 (EQ)

Forechecking (Shot)



39 SÖRENSEN

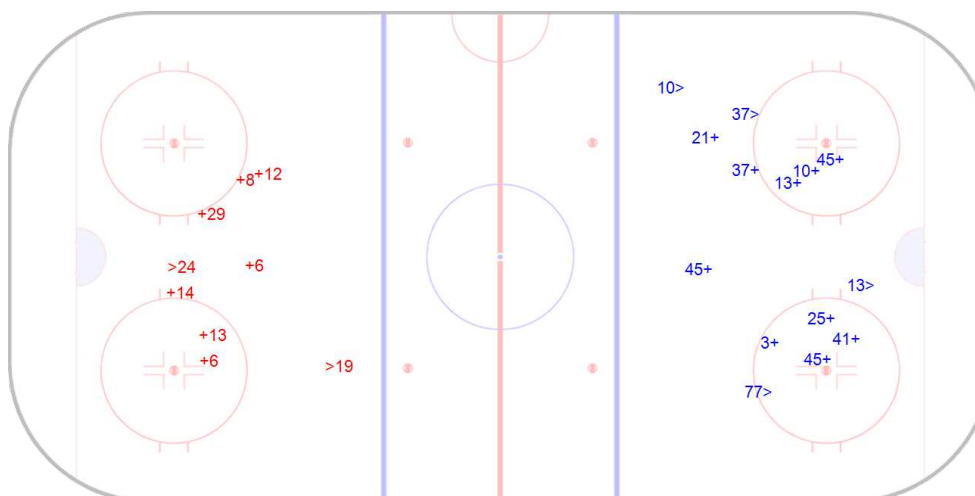
## Södertälje SK

Shots Against

GA	SSG	SPG	SBL
0	7	2	0
BDCK	SOG		PP
0			0

## 3rd period (0 - 0)

Shots: 10 - 7



## Leksands IF

Shots Against

GA	SSG	SPG	SBL
0	10	4	0
BDCK	SOG		PP
0			0

### LEGEND

<b>SOG</b> Shots On Goal (SSG + G)	<b>SPG</b> Shots Past Goal	<b>SSG</b> Shots Saved By Goalie	<b>SBL</b> Shots Blocked By Player
<b>o</b> Goal	<b>&lt;</b> Shot Past Goal	<b>+</b> Shot Saved By Goalie	<b>-</b> Shot Blocked By Player
<b>BDCK</b> Body Checks (hits)	<b>&gt;</b> Shot Past Goal	----- Position of assistant	<b>GWS</b> Game Winning Shot
<b>x</b> Body Check (hit)	<b>EQ</b> Equal Strength	<b>PS</b> Penalty Shot	
<b>PP</b> Powerplay	<b>SH</b> Shorthanded	<b>GA</b> Goals Against	



# Shot Chart

Södertälje SK - Leksands IF

2018-10-05 19:00 at Scaniarinken

HockeyAllsvenskan

Group No. 90131

Game No. 037

Referee(s)

SCHILKEN, Pierre

Linesmen

OLSSON, Marcus

LEANDER OLSSON, Oscar



2018-10-07 13:45:05

## Södertälje SK

#	Name	Shots								Blocked shots/Hits		
		G	SSG	SBL	SPG	SOG	S	SG%	S%	Bl.	Hit+	Hit-
3	OSKARSSON, Marcus	0	5	0	2	5	7	0,00	0,00	0	0	0
8	GROSSMANN, Nicklas	2	0	0	0	2	2	100,00	100,00	0	0	0
9	ANDERSSON, Victor	1	1	0	0	2	2	50,00	50,00	0	0	0
10	ANDERSSON, Axel	0	4	0	3	4	7	0,00	0,00	0	0	0
13	AHLÉN, Mikael	0	1	0	1	1	2	0,00	0,00	0	0	0
15	HÖGLUND, Sebastian	0	0	0	0	0	0	N/A	N/A	0	0	0
19	CARLSSON, Lucas	0	0	0	1	0	1	N/A	0,00	0	0	0
20	FLODKVIST, Thom	0	0	0	0	0	0	N/A	N/A	0	0	0
21	MALMSTRÖM, Henrik	0	1	0	0	1	1	0,00	0,00	0	0	0
25	BENGTSSON, Sebastian	0	2	0	0	2	2	0,00	0,00	0	0	0
33	LINDBÄCK, Måns	0	1	0	0	1	1	0,00	0,00	0	0	0
37	BOHMAN, Marcus	0	1	0	2	1	3	0,00	0,00	0	0	0
41	GRÅHNS, Stefan	0	2	0	0	2	2	0,00	0,00	0	0	0
45	DYK, Sebastian	0	4	0	0	4	4	0,00	0,00	0	0	0
52	LILJEWALL, Christopher	0	0	0	1	0	1	N/A	0,00	0	0	0
55	FAGERUDD, Marcus	0	4	0	0	4	4	0,00	0,00	0	0	0
72	MEYER, Nikolai	0	0	0	1	0	1	N/A	0,00	0	0	0
77	SPÅNGBERG, Jacob	0	2	0	2	2	4	0,00	0,00	0	0	0
89	ÅSLIN, David	0	2	1	0	2	3	0,00	0,00	0	0	0
<b>Södertälje SK</b>		<b>3</b>	<b>30</b>	<b>1</b>	<b>13</b>	<b>33</b>	<b>47</b>	<b>9,09</b>	<b>6,38</b>	<b>0</b>	<b>0</b>	<b>0</b>

## Leksands IF

#	Name	Shots								Blocked shots/Hits		
		G	SSG	SBL	SPG	SOG	S	SG%	S%	Bl.	Hit+	Hit-
3	BERG, August	0	0	0	0	0	0	N/A	N/A	0	0	0
4	NILSSON, Mattias	0	1	0	0	1	1	0,00	0,00	0	0	0
6	BERGKVIST, Axel	0	2	0	0	2	2	0,00	0,00	0	0	0
8	JOHANSSON, Filip	0	3	0	0	3	3	0,00	0,00	0	0	0
10	IMMO, Tor	1	1	0	0	2	2	50,00	50,00	0	0	0
11	KARLSSON, Martin	0	0	0	1	0	1	N/A	0,00	0	0	0
12	BRÖMS, Wilde	0	1	0	0	1	1	0,00	0,00	0	0	0
13	KNUTS, Jon	1	2	0	0	3	3	33,33	33,33	0	0	0
14	LANG, Oskar	1	4	0	0	5	5	20,00	20,00	0	0	0
15	PORSBERGER, Johan	0	1	0	0	1	1	0,00	0,00	0	0	0
16	GUNNARSSON, Daniel	0	1	0	0	1	1	0,00	0,00	0	0	0
19	FORSBERG, Tobias	0	0	0	1	0	1	N/A	0,00	0	0	0
20	KARLSSON, Mattias	0	0	0	0	0	0	N/A	N/A	0	0	0
22	ATERIUS, Erik	0	0	0	0	0	0	N/A	N/A	0	0	0
24	VALKVAE-OLSEN, Thomas	1	1	0	2	2	4	50,00	25,00	0	0	0
25	PERSSON, Linus	1	4	0	0	5	5	20,00	20,00	0	0	0
27	KARLSSON, Anton	0	2	0	0	2	2	0,00	0,00	0	0	0
29	RUNDQVIST, David	0	2	0	1	2	3	0,00	0,00	1	0	0
34	O'CONNOR, Ben	0	0	0	0	0	0	N/A	N/A	0	0	0
<b>Leksands IF</b>		<b>5</b>	<b>25</b>	<b>0</b>	<b>5</b>	<b>30</b>	<b>35</b>	<b>16,67</b>	<b>14,29</b>	<b>1</b>	<b>0</b>	<b>0</b>

### LEGEND

<b>SOG</b> Shots On Goal (SSG+G)	<b>SPG</b> Shots Past Goal	<b>SSG</b> Shots Saved By Goalie	<b>SBL</b> Shots Blocked By Player
<b>G</b> Goals	<b>S</b> Shots (G+SSG+SBL+SPG)	<b>Hit+</b> Hits (Body Checks) For	<b>Hit-</b> Hits (Body Checks) Against
<b>SG%</b> Shot On Goal Efficiency (G / (SSG+G))	<b>S%</b> Shot Efficiency (G / S)		