



Shot Chart

Timrå IK - MODO Hockey

2017-12-01 19:00 at NHK Arena

HockeyAllsvenskan

Group No. 90131

Game No. 158

Referee(s)

LYTH, Peter

Linesmen

BOJLING, Marcus

LEANDER OLSSON, Oscar



2017-12-04 08:26:44

Timrå IK - MODO Hockey 4 - 1 (0-0, 0-1, 4-0)
Shots: 26 - 23 (6-8, 13-9, 7-6)

Start time: 19:01
End time: 08:09

Final Score

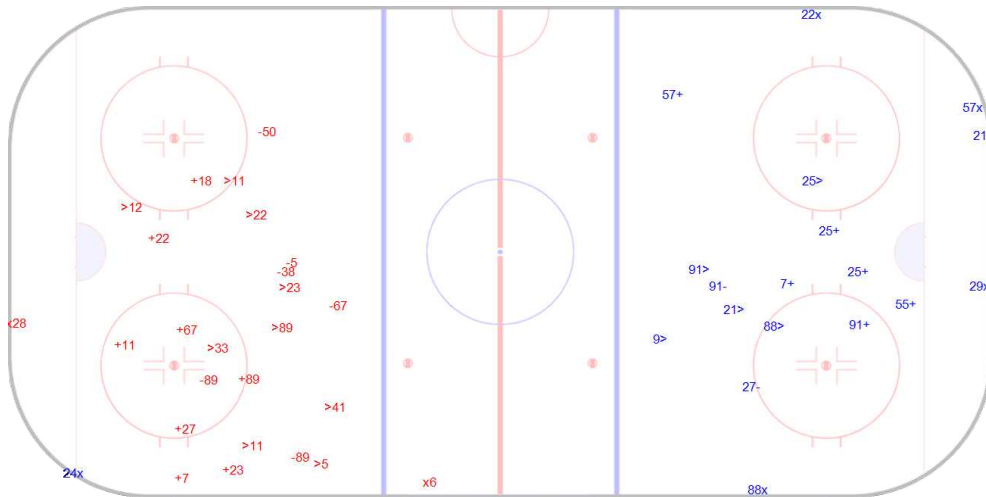
Timrå IK
Shots Against

| GA | SSG | SPG | SBL |
|------|--------|-----|-----|
| 0 | 8 | 9 | 6 |
| BDCK | SOG PP | | |
| 2 | 2 | | |

1st period (0 - 0)
Shots: 6 - 8

MODO Hockey
Shots Against

| GA | SSG | SPG | SBL |
|------|--------|-----|-----|
| 0 | 6 | 5 | 2 |
| BDCK | SOG PP | | |
| 6 | 0 | | |



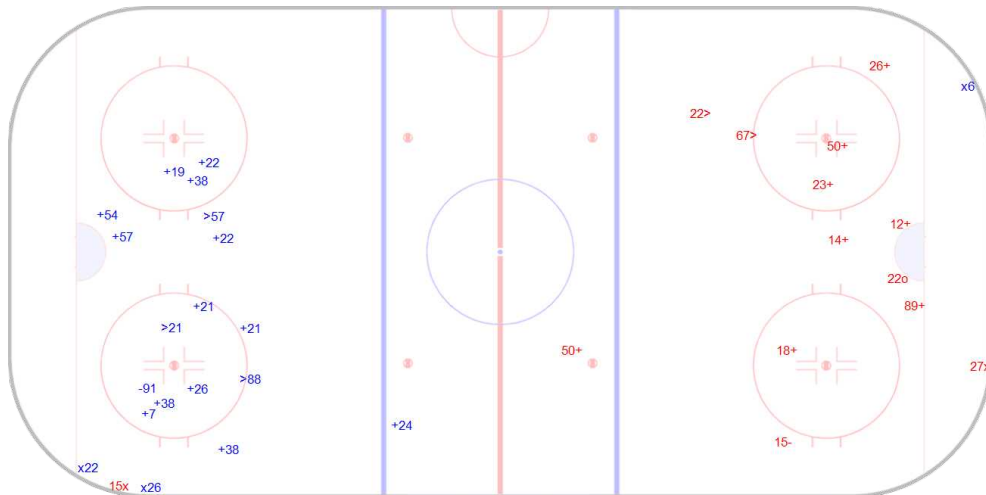
MODO Hockey
Shots Against

| GA | SSG | SPG | SBL |
|------|--------|-----|-----|
| 0 | 13 | 3 | 1 |
| BDCK | SOG PP | | |
| 3 | 3 | | |

2nd period (0 - 1)
Shots: 13 - 9

Timrå IK
Shots Against

| GA | SSG | SPG | SBL |
|------|--------|-----|-----|
| 1 | 8 | 2 | 1 |
| BDCK | SOG PP | | |
| 2 | 0 | | |



08:57 0-1 by #22 (EQ)

3 on 2 (Shot)



30 HAUKELAND

LEGEND

| | | | |
|------------------------------------|----------------------------|----------------------------------|------------------------------------|
| SOG Shots On Goal (SSG + G) | SPG Shots Past Goal | SSG Shots Saved By Goalie | SBL Shots Blocked By Player |
| O Goal | < Shot Past Goal | + Shot Saved By Goalie | - Shot Blocked By Player |
| BDCK Body Checks (hits) | > Shot Past Goal | ----- Position of assistant | |
| x Body Check (hit) | EQ Equal Strength | PS Penalty Shot | GWS Game Winning Shot |
| PP Powerplay | SH Shorthanded | GA Goals Against | |



Shot Chart

Timrå IK - MODO Hockey

2017-12-01 19:00 at NHK Arena

HockeyAllsvenskan

Group No. 90131

Game No. 158

Referee(s)

LYTH, Peter

Linesmen

BOJLING, Marcus

LEANDER OLSSON, Oscar



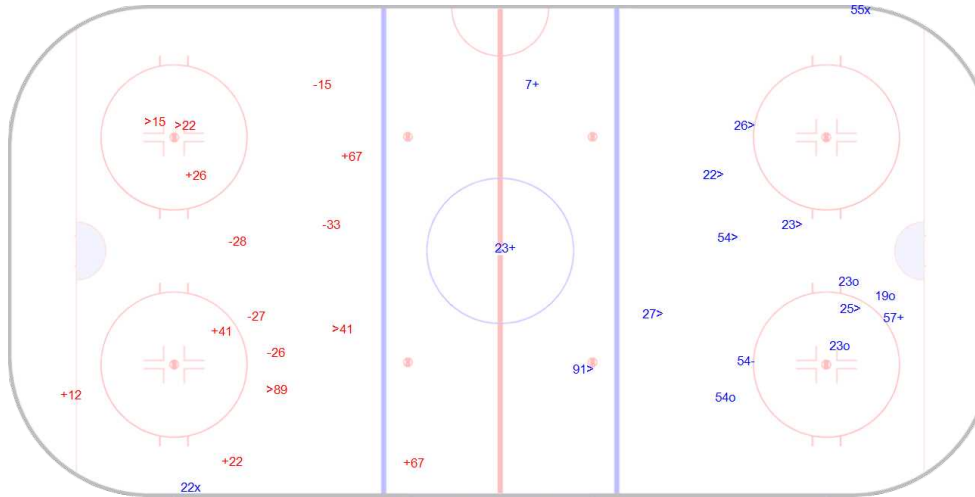
2017-12-04 08:26:44

Timrå IK
Shots Against

| GA | SSG | SPG | SBL |
|------|-----|-----|-----|
| 0 | 6 | 4 | 5 |
| BDCK | SOG | PP | |
| 0 | 0 | 0 | |

3rd period (4 - 0)

Shots: 7 - 6



MODO Hockey
Shots Against

| GA | SSG | SPG | SBL |
|------|-----|-----|-----|
| 4 | 3 | 7 | 1 |
| BDCK | SOG | PP | |
| 2 | 0 | 0 | |

09:02 1-1 by #23 (EQ)

Forechecking (Shot)



45 WALLIN

10:58 2-1 by #23 (EQ)

Offensive zone play (Shot)



45 WALLIN

11:28 3-1 by #54 (EQ)

Offensive zone play (Shot)



45 WALLIN

15:35 4-1 by #19 (EQ)

Forechecking (Shot)



45 WALLIN

LEGEND

SOG Shots On Goal (SSG + G)

o Goal

BDCK Body Checks (hits)

x Body Check (hit)

PP Powerplay

SPG Shots Past Goal

< Shot Past Goal

> Shot Past Goal

EQ Equal Strength

SH Shorthanded

SSG Shots Saved By Goalie

+ Shot Saved By Goalie

PS Penalty Shot

GA Goals Against

SBL Shots Blocked By Player

- Shot Blocked By Player

----- Position of assistant

GWS Game Winning Shot



Shot Chart

Timrå IK - MODO Hockey

2017-12-01 19:00 at NHK Arena

HockeyAllsvenskan

Group No. 90131

Game No. 158

Referee(s)

LYTH, Peter

Linesmen

BOJLING, Marcus

LEANDER OLSSON, Oscar



2017-12-04 08:26:44

Timrå IK

| # | Name | Shots | | | | | | | Blocked shots/Hits | | | |
|-----------------|------------------------|----------|-----------|----------|-----------|-----------|-----------|--------------|--------------------|-----------|-----------|----------|
| | | G | SSG | SBL | SPG | SOG | S | SG% | S% | Bl. | Hit+ | Hit- |
| 4 | BROENG, Jesper | 0 | 0 | 0 | 0 | 0 | 0 | N/A | N/A | 0 | 0 | 0 |
| 6 | DAHLROTH, Jesper | 0 | 0 | 0 | 0 | 0 | 0 | N/A | N/A | 1 | 1 | 0 |
| 7 | HARDEGÅRD, Marcus | 0 | 3 | 0 | 0 | 3 | 3 | 0,00 | 0,00 | 1 | 0 | 0 |
| 9 | STRÖMBERG, Didrik | 0 | 0 | 0 | 1 | 0 | 1 | N/A | 0,00 | 1 | 0 | 0 |
| 11 | NIELSEN, Gustaf | 0 | 0 | 0 | 0 | 0 | 0 | N/A | N/A | 0 | 0 | 0 |
| 19 | KARLSSON, Erik | 1 | 1 | 0 | 0 | 2 | 2 | 50,00 | 50,00 | 0 | 0 | 0 |
| 21 | JOHNSSON, Johan | 0 | 2 | 0 | 2 | 2 | 4 | 0,00 | 0,00 | 1 | 1 | 0 |
| 22 | BERGLUND, Emil | 0 | 2 | 0 | 1 | 2 | 3 | 0,00 | 0,00 | 1 | 3 | 0 |
| 23 | BOYCE-ROTEVALL, Jeremy | 2 | 1 | 0 | 1 | 3 | 4 | 66,67 | 50,00 | 1 | 0 | 0 |
| 24 | MOLINDER, Andreas | 0 | 1 | 0 | 0 | 1 | 1 | 0,00 | 0,00 | 0 | 1 | 1 |
| 25 | WESTIN, John | 0 | 2 | 0 | 2 | 2 | 4 | 0,00 | 0,00 | 0 | 0 | 0 |
| 26 | LARSSON, Hampus | 0 | 1 | 0 | 1 | 1 | 2 | 0,00 | 0,00 | 1 | 1 | 1 |
| 27 | KINNVALL, Johannes | 0 | 0 | 1 | 1 | 0 | 2 | N/A | 0,00 | 0 | 0 | 0 |
| 29 | ENQVIST, Lukas | 0 | 0 | 0 | 0 | 0 | 0 | N/A | N/A | 1 | 1 | 0 |
| 38 | OLOFSSON, Jakob | 0 | 3 | 0 | 0 | 3 | 3 | 0,00 | 0,00 | 2 | 0 | 1 |
| 54 | DAHLÉN, Jonathan | 1 | 1 | 1 | 1 | 2 | 4 | 50,00 | 25,00 | 0 | 0 | 0 |
| 55 | GALLO, Vilmos | 0 | 1 | 0 | 0 | 1 | 1 | 0,00 | 0,00 | 0 | 1 | 0 |
| 57 | WEDIN, Anton | 0 | 3 | 0 | 1 | 3 | 4 | 0,00 | 0,00 | 0 | 1 | 0 |
| 88 | ZETTERBERG, Lukas | 0 | 0 | 0 | 2 | 0 | 2 | N/A | 0,00 | 0 | 1 | 1 |
| 91 | HÅLLANDER, Filip | 0 | 1 | 2 | 2 | 1 | 5 | 0,00 | 0,00 | 2 | 0 | 0 |
| Timrå IK | | 4 | 22 | 4 | 15 | 26 | 45 | 15,38 | 8,89 | 12 | 11 | 4 |

MODO Hockey

| # | Name | Shots | | | | | | | Blocked shots/Hits | | | |
|--------------------|------------------------|----------|-----------|-----------|-----------|-----------|-----------|-------------|--------------------|----------|----------|-----------|
| | | G | SSG | SBL | SPG | SOG | S | SG% | S% | Bl. | Hit+ | Hit- |
| 5 | WALFRIDSSON, Sebastian | 0 | 0 | 1 | 1 | 0 | 2 | N/A | 0,00 | 0 | 0 | 0 |
| 6 | CARNESTAD, Emil | 0 | 0 | 0 | 0 | 0 | 0 | N/A | N/A | 1 | 1 | 0 |
| 7 | OSKARSSON, Marcus | 0 | 1 | 0 | 0 | 1 | 1 | 0,00 | 0,00 | 0 | 0 | 1 |
| 11 | MARKLUND, Sam | 0 | 1 | 0 | 2 | 1 | 3 | 0,00 | 0,00 | 0 | 0 | 2 |
| 12 | ÖHMAN, Victor | 0 | 2 | 0 | 1 | 2 | 3 | 0,00 | 0,00 | 0 | 0 | 2 |
| 13 | KARLSTRÖM, Anton | 0 | 0 | 0 | 0 | 0 | 0 | N/A | N/A | 0 | 0 | 0 |
| 14 | BJÖRKLUND, Henrik | 0 | 1 | 0 | 0 | 1 | 1 | 0,00 | 0,00 | 1 | 0 | 0 |
| 15 | BERGLUND, Victor | 0 | 0 | 2 | 1 | 0 | 3 | N/A | 0,00 | 0 | 1 | 0 |
| 18 | EKARV, Victor | 0 | 2 | 0 | 0 | 2 | 2 | 0,00 | 0,00 | 0 | 0 | 0 |
| 22 | MOLIN, Emil | 1 | 2 | 0 | 3 | 3 | 6 | 33,33 | 16,67 | 0 | 0 | 0 |
| 23 | SELLGREN, Jesper | 0 | 2 | 0 | 1 | 2 | 3 | 0,00 | 0,00 | 2 | 0 | 3 |
| 26 | ALBA, Emil | 0 | 2 | 1 | 0 | 2 | 3 | 0,00 | 0,00 | 0 | 0 | 2 |
| 27 | RÖYMARK, Martin | 0 | 1 | 1 | 0 | 1 | 2 | 0,00 | 0,00 | 0 | 1 | 0 |
| 28 | ERIKSSON, Johan | 0 | 0 | 1 | 0 | 0 | 1 | N/A | 0,00 | 0 | 1 | 1 |
| 33 | STÅHL-LYRENÄS, Oskar | 0 | 0 | 1 | 1 | 0 | 2 | N/A | 0,00 | 0 | 0 | 0 |
| 38 | JAKOBSSON, Kristian | 0 | 0 | 1 | 0 | 0 | 1 | N/A | 0,00 | 0 | 0 | 0 |
| 41 | HEDMAN, Oscar | 0 | 1 | 0 | 2 | 1 | 3 | 0,00 | 0,00 | 0 | 0 | 0 |
| 50 | WAHLGREN, Tim | 0 | 2 | 1 | 0 | 2 | 3 | 0,00 | 0,00 | 0 | 0 | 0 |
| 67 | ERICSSON, Tobias | 0 | 3 | 1 | 1 | 3 | 5 | 0,00 | 0,00 | 0 | 0 | 0 |
| 89 | KARLKVIST, Patrik | 0 | 2 | 2 | 2 | 2 | 6 | 0,00 | 0,00 | 0 | 0 | 0 |
| MODO Hockey | | 1 | 22 | 12 | 15 | 23 | 50 | 4,35 | 2,00 | 4 | 4 | 11 |

LEGEND

| | | | |
|--|-----------------------------------|------------------------------------|--|
| SOG Shots On Goal (SSG+G) | SPG Shots Past Goal | SSG Shots Saved By Goalie | SBL Shots Blocked By Player |
| G Goals | S Shots (G+SSG+SBL+SPG) | Hit+ Hits (Body Checks) For | Hit- Hits (Body Checks) Against |
| SG% Shot On Goal Efficiency (G / (SSG+G)) | S% Shot Efficiency (G / S) | | |