



Shot Chart

IF Björklöven - Leksands IF

2017-09-22 19:00 at T3 Center

HockeyAllsvenskan

Group No. 90131

Game No. 012

Referee(s)

SANDSTEDT, Filip

Linesmen

OLSSON, Marcus

BÄCKSTRÖM, Fredrik



2017-09-25 07:59:23

IF Björklöven - Leksands IF 6 - 3 (0-1, 1-2, 5-0)
Shots: 28 - 24 (11-6, 7-9)

Start time: 19:02
 End time: 21:24

Final Score

IF Björklöven

Shots Against

GA	SSG	SPG	SBL
1	5	2	1
BDCK	SOG	PP	
5	0		

17:33 0-1 by #15 (EQ)

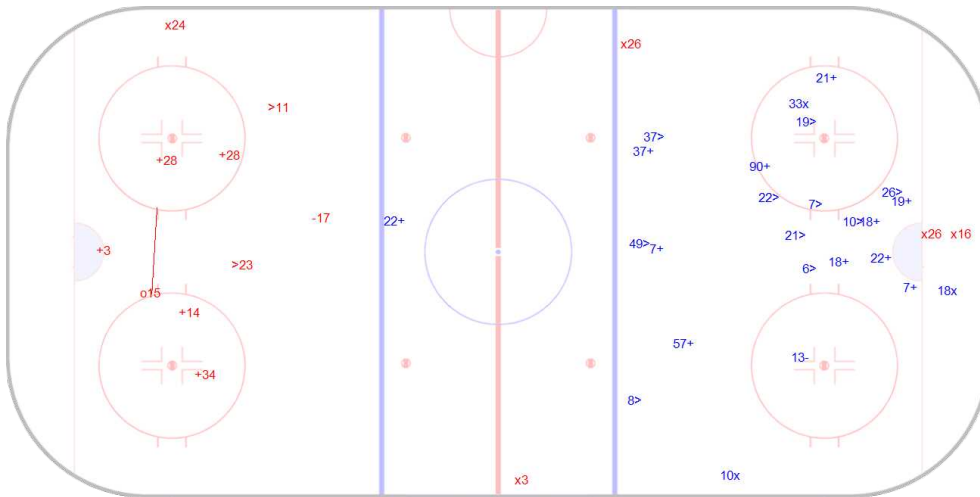
Forechecking (One-Timer)



35 WERNER

1st period (0 - 1)

Shots: 11 - 6



Leksands IF

Shots Against

GA	SSG	SPG	SBL
0	11	10	1
BDCK	SOG	PP	
3	2		

Leksands IF

Shots Against

GA	SSG	SPG	SBL
1	6	3	2
BDCK	SOG	PP	
4	0		

06:59 1-1 by #13 (EQ)

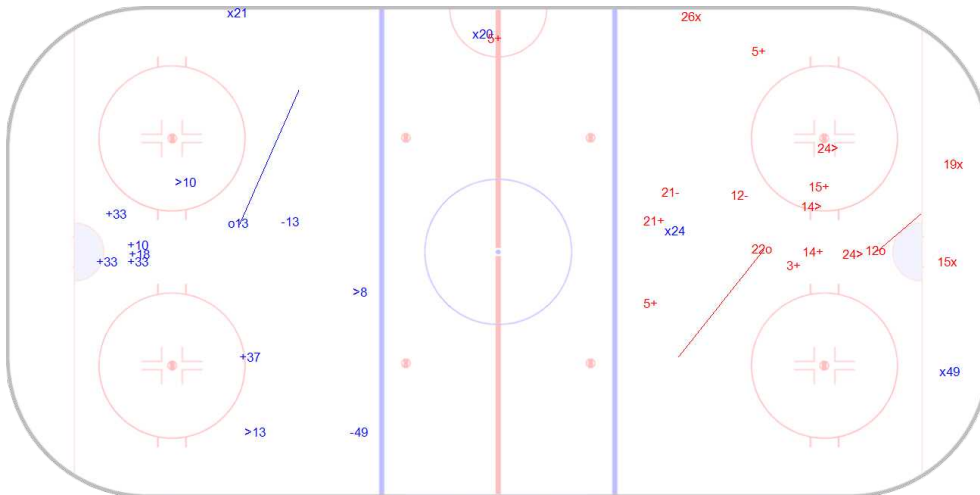
Forechecking (Shot)



1 WILLIAMSSON

2nd period (1 - 2)

Shots: 7 - 9



IF Björklöven

Shots Against

GA	SSG	SPG	SBL
2	7	3	2
BDCK	SOG	PP	
3	1		

08:07 1-2 by #12 (EQ)

Forechecking (One-Timer)



35 WERNER

11:33 1-3 by #22 (EQ)

Forechecking (Shot)



35 WERNER

LEGEND

SOG Shots On Goal (SSG + G)

O Goal

BDCK Body Checks (hits)

x Body Check (hit)

PP Powerplay

SPG Shots Past Goal

< Shot Past Goal

> Shot Past Goal

EQ Equal Strength

SH Shorthanded

SSG Shots Saved By Goalie

+ Shot Saved By Goalie

PS Penalty Shot

GA Goals Against

SBL Shots Blocked By Player

- Shot Blocked By Player

----- Position of assistant

GWS Game Winning Shot



Shot Chart

IF Björklöven - Leksands IF

2017-09-22 19:00 at T3 Center

HockeyAllsvenskan

Group No. 90131

Game No. 012

Referee(s)

SANDSTEDT, Filip

Linesmen

OLSSON, Marcus

BÄCKSTRÖM, Fredrik



2017-09-25 07:59:24

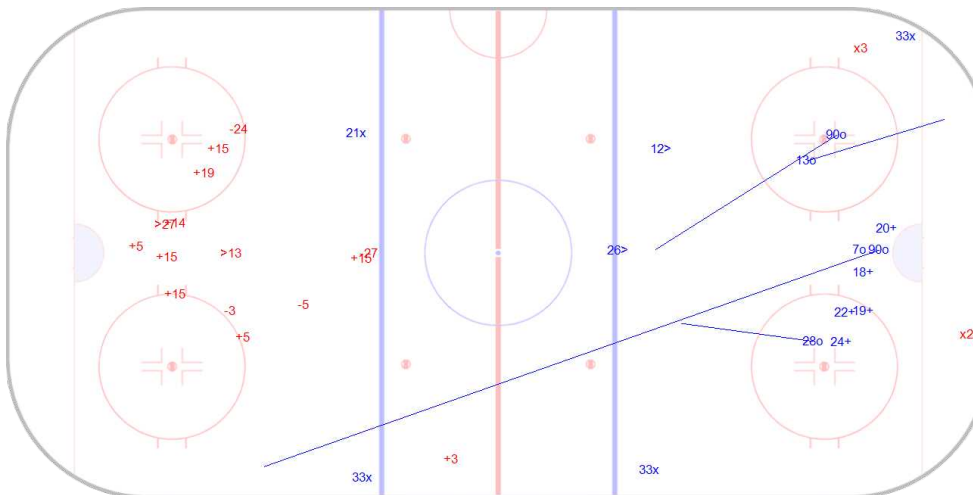
IF Björklöven

Shots Against

GA	SSG	SPG	SBL
0	9	2	4
BDCK	SOG	PP	
2		0	

3rd period (5 - 0)

Shots: 10 - 9



Leksands IF

Shots Against

GA	SSG	SPG	SBL
5	5	2	0
BDCK	SOG	PP	
4		1	

01:37 2-3 by #7 (EQ)

Forechecking (Rebound)



1 WILLIAMSSON

02:45 3-3 by #90 (PP1)

Forechecking (Shot)



1 WILLIAMSSON

07:26 4-3 by #28 (EQ)

Forechecking (Shot)



1 WILLIAMSSON

15:32 5-3 by #13 (EQ)


Forechecking (Shot)



1 WILLIAMSSON

18:14 6-3 by #90 (EQ)

Breakaway (Shot)



LEGEND

SOG Shots On Goal (SSG + G)

O Goal

BDCK Body Checks (hits)

x Body Check (hit)

PP Powerplay

SPG Shots Past Goal

< Shot Past Goal

> Shot Past Goal

EQ Equal Strength

SH Shorthanded

SSG Shots Saved By Goalie

+ Shot Saved By Goalie

PS Penalty Shot

GA Goals Against

SBL Shots Blocked By Player

- Shot Blocked By Player

----- Position of assistant

GWS Game Winning Shot



Shot Chart

IF Björklöven - Leksands IF

2017-09-22 19:00 at T3 Center

HockeyAllsvenskan

Group No. 90131

Game No. 012

Referee(s)

SANDSTEDT, Filip

Linesmen

OLSSON, Marcus

BÄCKSTRÖM, Fredrik



2017-09-25 07:59:24

IF Björklöven

#	Name	Shots							Blocked shots/Hits			
		G	SSG	SBL	SPG	SOG	S	SG%	S%	Bl.	Hit+	Hit-
6	KARLSSON, Kim	0	0	0	1	0	1	N/A	0,00	0	0	1
7	LINDQUIST, David	1	2	0	1	3	4	33,33	25,00	0	0	0
8	PUKKA, Mikko	0	0	0	2	0	2	N/A	0,00	0	0	0
10	NORBERG, Emil	0	1	0	2	1	3	0,00	0,00	1	1	0
11	VIKSTRÖM, Andreas	0	0	0	0	0	0	N/A	N/A	0	0	0
12	PAVEL, Niklas	0	0	0	1	0	1	N/A	0,00	0	0	0
13	ANDERSSON, Fredric	2	0	2	1	2	5	100,00	40,00	0	0	0
18	OTTOSSON, Axel	0	4	0	0	4	4	0,00	0,00	1	1	0
19	FARLEY, Austin	0	2	0	1	2	3	0,00	0,00	0	0	1
20	GRANLUND, Mattias	0	1	0	0	1	1	0,00	0,00	0	1	1
21	RAINERSSON, Erik	0	1	0	1	1	2	0,00	0,00	0	2	3
22	JOHANSSON, Nicklas	0	3	0	1	3	4	0,00	0,00	0	0	0
24	HAGE, Tobias	0	1	0	0	1	1	0,00	0,00	0	1	2
26	STENQVIST, Jakob	0	0	0	2	0	2	N/A	0,00	0	0	0
28	ÅKERSTRÖM, Simon	1	0	0	0	1	1	100,00	100,00	0	0	0
33	JONSSON, Marcus	0	3	0	0	3	3	0,00	0,00	3	4	0
37	ANDERSSON, Jacob	0	2	0	1	2	3	0,00	0,00	0	0	0
49	BACKMAN, Simon	0	0	1	1	0	2	N/A	0,00	0	1	1
57	ANDERSSON, Stefan	0	1	0	0	1	1	0,00	0,00	1	0	0
90	HUTCHINGS, Alex	2	1	0	0	3	3	66,67	66,67	1	0	1
IF Björklöven		6	22	3	15	28	46	21,43	13,04	7	11	10

Leksands IF

#	Name	Shots							Blocked shots/Hits			
		G	SSG	SBL	SPG	SOG	S	SG%	S%	Bl.	Hit+	Hit-
3	BERTOV, Daniel	0	3	1	0	3	4	0,00	0,00	0	2	2
5	SJÄLIN, Calle	0	5	1	0	5	6	0,00	0,00	0	0	0
11	KARLSSON, Martin	0	0	0	1	0	1	N/A	0,00	1	0	0
12	FORSBERG, Fredrik	1	0	1	0	1	2	100,00	50,00	0	0	0
13	KNUTS, Jon	0	0	0	1	0	1	N/A	0,00	0	0	1
14	LANG, Oskar	0	3	0	1	3	4	0,00	0,00	1	0	0
15	PORSBERGER, Johan	1	5	0	0	6	6	16,67	16,67	0	1	0
16	LINDGREN, Fredrik	0	0	0	0	0	0	N/A	N/A	0	1	0
17	OLLAS, Jesper	0	0	1	0	0	1	N/A	0,00	0	0	0
19	FORSBERG, Tobias	0	1	0	0	1	1	0,00	0,00	0	1	1
20	BJÖRNSTAD, Sebastian	0	0	0	0	0	0	N/A	N/A	0	0	0
21	RITOLA, Mattias	0	1	1	0	1	2	0,00	0,00	0	0	1
22	GRÖNBERG, Martin	1	0	0	0	1	1	100,00	100,00	0	0	0
23	FRIESEN, Alex	0	0	0	1	0	1	N/A	0,00	0	0	1
24	SKEDUNG, Isac	0	0	1	2	0	3	N/A	0,00	0	1	0
26	NORÉN, Patrik	0	0	0	0	0	0	N/A	N/A	1	4	2
27	KARLSSON, Anton	0	0	1	1	0	2	N/A	0,00	0	0	0
28	WIKMAN, William	0	2	0	0	2	2	0,00	0,00	0	0	0
29	ÅSLIN, David	0	0	0	0	0	0	N/A	N/A	0	0	1
34	ALSING, Olle	0	1	0	0	1	1	0,00	0,00	0	0	2
Leksands IF		3	21	7	7	24	38	12,50	7,89	3	10	11

LEGEND

SOG Shots On Goal (SSG+G)	SPG Shots Past Goal	SSG Shots Saved By Goalie	SBL Shots Blocked By Player
G Goals	S Shots (G+SSG+SBL+SPG)	Hit+ Hits (Body Checks) For	Hit- Hits (Body Checks) Against
SG% Shot On Goal Efficiency (G / (SSG+G))	S% Shot Efficiency (G / S)		