



# Shot Chart

IF Björklöven - AIK

2016-11-04 19:00 at T3 Center

HockeyAllsvenskan

Group No. 90131

Game No. 106

Referee(s)

LYTH, Peter

Linesmen

ANDERSSON, Jimmy

OLSSON, Marcus



2016-12-21 11:56:55

IF Björklöven - AIK 3 - 2 (1-0, 2-1, 0-1)  
Shots: 30 - 34 (12-11, 11-12, 7-11)

Start time: 19:01  
End time: 21:53

## Final Score

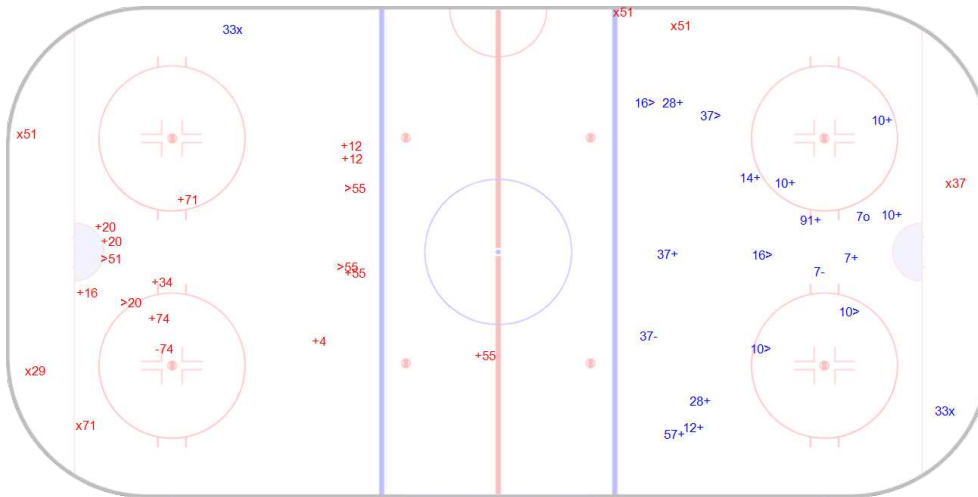
IF Björklöven

Shots Against

GA	SSG	SPG	SBL
0	11	4	1
BDCK	SOG PP		
6	5		

1st period (1 - 0)

Shots: 12 - 11



AIK

Shots Against

GA	SSG	SPG	SBL
1	11	5	2
BDCK	SOG PP		
2	2		

03:53 1-0 by #7 (EQ)

Offensive zone play (Rebound)



32 KROSELJ

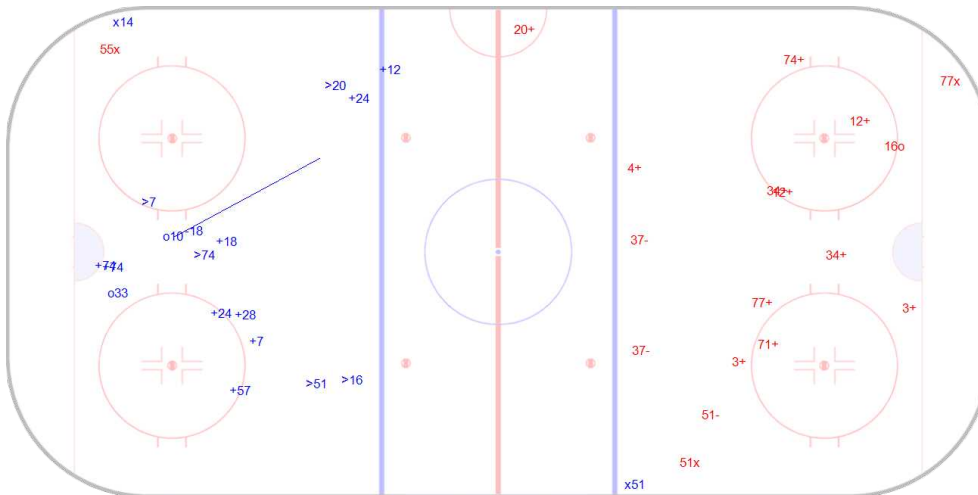
AIK

Shots Against

GA	SSG	SPG	SBL
2	9	5	1
BDCK	SOG PP		
2	0		

2nd period (2 - 1)

Shots: 11 - 12



IF Björklöven

Shots Against

GA	SSG	SPG	SBL
1	11	0	3
BDCK	SOG PP		
3	0		

03:55 2-1 by #16 (EQ)

1 on 1 (Shot)



35 WERNER

01:12 2-0 by #10 (EQ)

Offensive zone play (Deflection)



32 KROSELJ

06:44 3-1 by #33 (EQ)

Offensive zone play (Rebound)



32 KROSELJ

### LEGEND

**SOG** Shots On Goal (SSG + G)

**O** Goal

**BDCK** Body Checks (hits)

**x** Body Check (hit)

**PP** Powerplay

**SPG** Shots Past Goal

**<** Shot Past Goal

**>** Shot Past Goal

**EQ** Equal Strength

**SH** Shorthanded

**SSG** Shots Saved By Goalie

**+** Shot Saved By Goalie

**PS** Penalty Shot

**GA** Goals Against

**SBL** Shots Blocked By Player

**-** Shot Blocked By Player

----- Position of assistant

**GWS** Game Winning Shot



# Shot Chart

IF Björklöven - AIK

2016-11-04 19:00 at T3 Center

HockeyAllsvenskan

Group No. 90131

Game No. 106

Referee(s)

LYTH, Peter

Linesmen

ANDERSSON, Jimmy

OLSSON, Marcus



2016-12-21 11:56:55

## IF Björklöven

Shots Against

GA	SSG	SPG	SBL
1	10	1	5
BDCK	SOG	PP	
1	4		

12:50 3-2 by #28 (EQ)

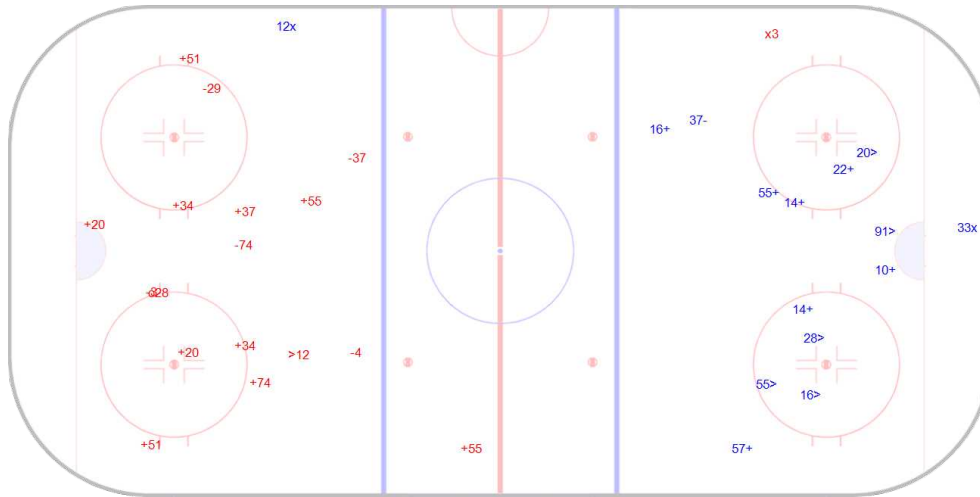
Breakaway (Shot)



35 WERNER

## 3rd period (0 - 1)

Shots: 7 - 11



## AIK

Shots Against

GA	SSG	SPG	SBL
0	7	5	1
BDCK	SOG	PP	
2	0		

### LEGEND

**SOG** Shots On Goal (SSG + G)

**O** Goal

**BDCK** Body Checks (hits)

**x** Body Check (hit)

**PP** Powerplay

**SPG** Shots Past Goal

**<** Shot Past Goal

**>** Shot Past Goal

**EQ** Equal Strength

**SH** Shorthanded

**SSG** Shots Saved By Goalie

**+** Shot Saved By Goalie

**PS** Penalty Shot

**GA** Goals Against

**SBL** Shots Blocked By Player

**-** Shot Blocked By Player

----- Position of assistant

**GWS** Game Winning Shot



# Shot Chart

IF Björklöven - AIK

2016-11-04 19:00 at T3 Center

HockeyAllsvenskan

Group No. 90131

Game No. 106

Referee(s)

LYTH, Peter

Linesmen

ANDERSSON, Jimmy

OLSSON, Marcus



2016-12-21 11:56:55

## IF Björklöven

#	Name	Shots								Blocked shots/Hits		
		G	SSG	SBL	SPG	SOG	S	SG%	S%	Bl.	Hit+	Hit-
7	LINDQUIST, David	1	2	1	1	3	5	33,33	20,00	0	0	1
10	THÖRNBERG, Jesper	1	4	0	2	5	7	20,00	14,29	1	0	1
12	PAVEL, Niklas	0	2	0	0	2	2	0,00	0,00	0	1	3
14	MURPHY, Cody	0	3	0	0	3	3	0,00	0,00	0	1	0
16	EKESTÅHL-JONSSON, Lukas	0	1	0	4	1	5	0,00	0,00	0	0	0
18	OTTOSSON, Axel	0	1	1	0	1	2	0,00	0,00	0	0	2
20	GRANLUND, Mattias	0	0	0	2	0	2	N/A	0,00	0	0	0
22	JOHANSSON, Nicklas	0	1	0	0	1	1	0,00	0,00	0	0	0
24	HAGE, Tobias	0	2	0	0	2	2	0,00	0,00	0	0	1
26	BOSTRÖM, Linus	0	0	0	0	0	0	N/A	N/A	0	0	0
28	SANDSTRÖM, Lucas	0	3	0	1	3	4	0,00	0,00	0	0	0
29	STENLUND-ÅDELGRAN, Isak	0	0	0	0	0	0	N/A	N/A	0	0	0
33	JONSSON, Marcus	1	0	0	0	1	1	100,00	100,00	1	3	0
37	ANDERSSON, Jacob	0	1	2	1	1	4	0,00	0,00	1	0	0
42	WIKSTRÖM, Emil	0	0	0	0	0	0	N/A	N/A	0	0	0
51	BULL, Christian	0	0	0	1	0	1	N/A	0,00	0	1	1
55	FREDRIKSSON, Simon	0	1	0	1	1	2	0,00	0,00	1	0	0
57	ANDERSSON, Stefan	0	3	0	0	3	3	0,00	0,00	4	0	1
74	ÖHMAN, Stefan	0	2	0	1	2	3	0,00	0,00	0	0	0
91	HÖGBERG, Joakim	0	1	0	1	1	2	0,00	0,00	1	0	0
<b>IF Björklöven</b>		<b>3</b>	<b>27</b>	<b>4</b>	<b>15</b>	<b>30</b>	<b>49</b>	<b>10,00</b>	<b>6,12</b>	<b>9</b>	<b>6</b>	<b>10</b>

## AIK

#	Name	Shots								Blocked shots/Hits		
		G	SSG	SBL	SPG	SOG	S	SG%	S%	Bl.	Hit+	Hit-
3	HELLGREN, Jens	0	2	1	0	2	3	0,00	0,00	1	1	0
4	SJÖLUND, Nicklas	0	2	1	0	2	3	0,00	0,00	0	0	1
7	HENRIKSON, Arvid	0	0	0	0	0	0	N/A	N/A	0	0	0
12	HEDBERG, Filip	0	4	0	1	4	5	0,00	0,00	0	0	0
14	STOLPE, Leo	0	0	0	0	0	0	N/A	N/A	0	0	0
16	ALMTORP, Jonas	1	1	0	0	2	2	50,00	50,00	0	0	1
20	ÖLUND, Linus	0	5	0	1	5	6	0,00	0,00	2	0	1
28	FRÖDÉN, Jesper	1	0	0	0	1	1	100,00	100,00	0	0	1
29	DAHLSTRÖM, Robin	0	0	1	0	0	1	N/A	0,00	0	1	0
34	LINDQVIST, Michael	0	5	0	0	5	5	0,00	0,00	0	0	0
37	JOHANSSON, Stefan	0	1	3	0	1	4	0,00	0,00	0	1	0
45	STEEN, Oscar	0	0	0	0	0	0	N/A	N/A	0	0	0
51	LUNDBERG, Emil	0	2	1	1	2	4	0,00	0,00	1	4	1
55	CEDERHOLM, Anton	0	4	0	2	4	6	0,00	0,00	0	1	0
70	LINDHOLM, Max	0	0	0	0	0	0	N/A	N/A	0	0	0
71	OLSSON-TRKULJA, Daniel	0	2	0	0	2	2	0,00	0,00	0	1	0
74	THELIN, Joakim	0	3	2	0	3	5	0,00	0,00	0	0	1
77	SPÅNGBERG, Jacob	0	1	0	0	1	1	0,00	0,00	0	1	0
<b>AIK</b>		<b>2</b>	<b>32</b>	<b>9</b>	<b>5</b>	<b>34</b>	<b>48</b>	<b>5,88</b>	<b>4,17</b>	<b>4</b>	<b>10</b>	<b>6</b>

### LEGEND

<b>SOG</b> Shots On Goal (SSG+G)	<b>SPG</b> Shots Past Goal	<b>SSG</b> Shots Saved By Goalie	<b>SBL</b> Shots Blocked By Player
<b>G</b> Goals	<b>S</b> Shots (G+SSG+SBL+SPG)	<b>Hit+</b> Hits (Body Checks) For	<b>Hit-</b> Hits (Body Checks) Against
<b>SG%</b> Shot On Goal Efficiency (G / (SSG+G))	<b>S%</b> Shot Efficiency (G / S)		