



Shot Chart

Mora IK - IF Björklöven

2014-10-25 16:00 at FM Mattsson Arena

HockeyAllsvenskan

Group No. 90131

Game No. 114

Referee(s)

SABELSTRÖM, Peter

Linesmen

LAKSOLA, David

PERSSON, Henrik



2014-10-25 19:03:38

Mora IK - IF Björklöven 0 - 3 (0-1, 0-1, 0-1)
Shots: 30 - 31 (6-10, 14-7, 10-14)

Start time: 16:00
End time: 18:21

Final Score

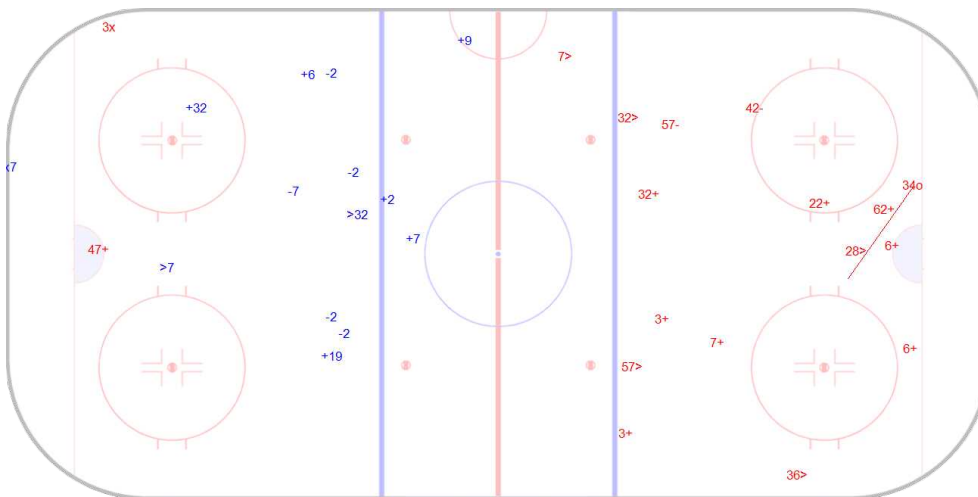
IF Björklöven

Shots Against

| GA | SSG | SPG | SBL |
|------|--------|-----|-----|
| 0 | 6 | 2 | 5 |
| BDCK | SOG PP | | |
| 1 | 2 | | |

1st period (0 - 1)

Shots: 6 - 10



Mora IK

Shots Against

| GA | SSG | SPG | SBL |
|------|--------|-----|-----|
| 1 | 9 | 5 | 2 |
| BDCK | SOG PP | | |
| 1 | 2 | | |

18:47 0-1 by #34 (EQ)

Forechecking (Shot)



1 BAKALA

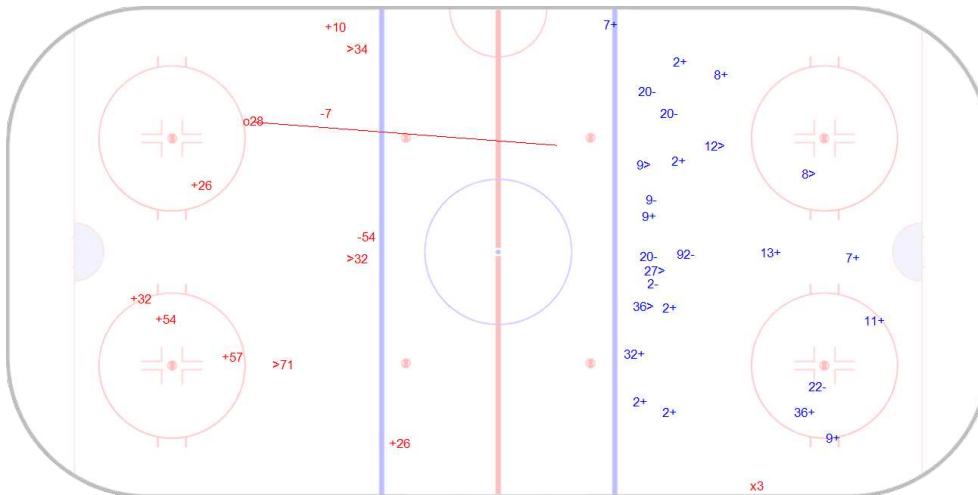
Mora IK

Shots Against

| GA | SSG | SPG | SBL |
|------|--------|-----|-----|
| 1 | 6 | 3 | 2 |
| BDCK | SOG PP | | |
| 1 | 0 | | |

2nd period (0 - 1)

Shots: 14 - 7



IF Björklöven

Shots Against

| GA | SSG | SPG | SBL |
|------|--------|-----|-----|
| 0 | 14 | 5 | 7 |
| BDCK | SOG PP | | |
| 0 | 2 | | |

19:23 0-2 by #28 (EQ)

1 on 1 (Shot)



1 BAKALA

LEGEND

SOG Shots On Goal (SSG + G)

O Goal

BDCK Body Checks (hits)

x Body Check (hit)

PP Powerplay

SPG Shots Past Goal

< Shot Past Goal

> Shot Past Goal

EQ Equal Strength

SH Shorthanded

SSG Shots Saved By Goalie

+ Shot Saved By Goalie

PS Penalty Shot

GA Goals Against

SBL Shots Blocked By Player

- Shot Blocked By Player

----- Position of assistant

GWS Game Winning Shot



Shot Chart

Mora IK - IF Björklöven

2014-10-25 16:00 at FM Mattsson Arena

HockeyAllsvenskan

Group No. 90131

Game No. 114

Referee(s)

SABELSTRÖM, Peter

Linesmen

LAKSOLA, David

PERSSON, Henrik



2014-10-25 19:03:39

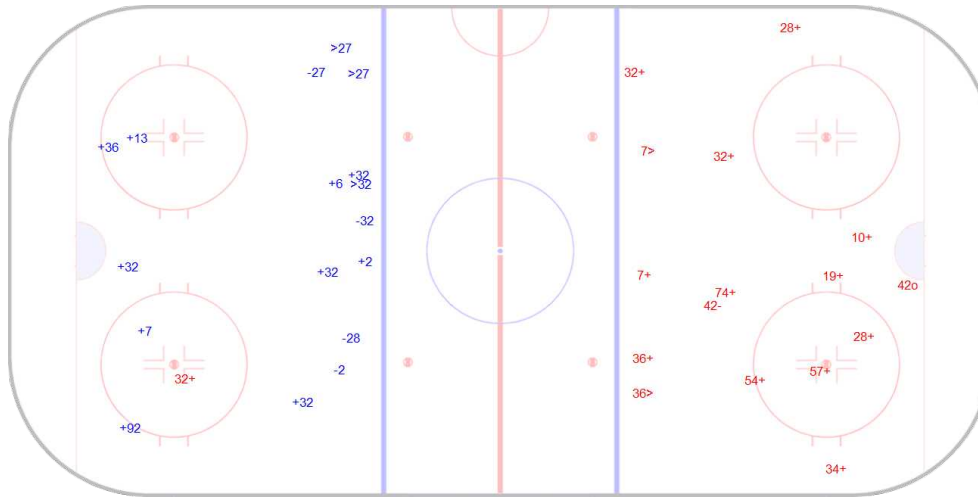
IF Björklöven

Shots Against

| GA | SSG | SPG | SBL |
|------|-----|-----|-----|
| 0 | 10 | 3 | 4 |
| BDCK | SOG | PP | |
| 0 | | 2 | |

3rd period (0 - 1)

Shots: 10 - 14



Mora IK

Shots Against

| GA | SSG | SPG | SBL |
|------|-----|-----|-----|
| 1 | 13 | 2 | 1 |
| BDCK | SOG | PP | |
| 0 | | 3 | |

06:32 0-3 by #42 (EQ)

Forechecking (Rebound)



1 BAKALA

LEGEND

SOG Shots On Goal (SSG + G)

O Goal

BDCK Body Checks (hits)

x Body Check (hit)

PP Powerplay

SPG Shots Past Goal

< Shot Past Goal

> Shot Past Goal

EQ Equal Strength

SH Shorthanded

SSG Shots Saved By Goalie

+ Shot Saved By Goalie

PS Penalty Shot

GA Goals Against

SBL Shots Blocked By Player

- Shot Blocked By Player

----- Position of assistant

GWS Game Winning Shot



Shot Chart

Mora IK - IF Björklöven

2014-10-25 16:00 at FM Mattsson Arena

HockeyAllsvenskan

Group No. 90131

Game No. 114

Referee(s)

SABELSTRÖM, Peter

Linesmen

LAKSOLA, David

PERSSON, Henrik



2014-10-25 19:03:39

Mora IK

| # | Name | Shots | | | | | | | Blocked shots/Hits | | | |
|----------------|----------------------|----------|-----------|-----------|-----------|-----------|-----------|-------------|--------------------|----------|----------|----------|
| | | G | SSG | SBL | SPG | SOG | S | SG% | S% | Bl. | Hit+ | Hit- |
| 2 | MITCHELL, Kevin | 0 | 7 | 6 | 0 | 7 | 13 | 0,00 | 0,00 | 0 | 0 | 0 |
| 6 | GRÖNLUND, Anders | 0 | 2 | 0 | 0 | 2 | 2 | 0,00 | 0,00 | 1 | 0 | 0 |
| 7 | JOHANSSON, Johan | 0 | 4 | 1 | 1 | 4 | 6 | 0,00 | 0,00 | 0 | 1 | 0 |
| 8 | JOHANSSON, Robin | 0 | 1 | 0 | 1 | 1 | 2 | 0,00 | 0,00 | 0 | 0 | 0 |
| 9 | FORNATARO, Matthew | 0 | 3 | 1 | 1 | 3 | 5 | 0,00 | 0,00 | 0 | 0 | 0 |
| 11 | HILMERSON, Alexander | 0 | 1 | 0 | 0 | 1 | 1 | 0,00 | 0,00 | 0 | 0 | 0 |
| 12 | SONNE, Brett | 0 | 0 | 0 | 1 | 0 | 1 | N/A | 0,00 | 0 | 0 | 0 |
| 13 | BEJMO, Emil | 0 | 2 | 0 | 0 | 2 | 2 | 0,00 | 0,00 | 0 | 0 | 0 |
| 16 | GUNNARSSON, Fabian | 0 | 0 | 0 | 0 | 0 | 0 | N/A | N/A | 0 | 0 | 0 |
| 18 | FISH, Christopher | 0 | 0 | 0 | 0 | 0 | 0 | N/A | N/A | 1 | 0 | 1 |
| 19 | BERGKVIST, Oscar | 0 | 1 | 0 | 0 | 1 | 1 | 0,00 | 0,00 | 0 | 0 | 0 |
| 20 | NÖRSTEBÖ, Mattias | 0 | 0 | 3 | 0 | 0 | 3 | N/A | 0,00 | 2 | 0 | 0 |
| 22 | HERMANSSON, Daniel | 0 | 0 | 1 | 0 | 0 | 1 | N/A | 0,00 | 0 | 0 | 0 |
| 27 | PALIN, Brett | 0 | 0 | 1 | 3 | 0 | 4 | N/A | 0,00 | 1 | 0 | 0 |
| 28 | KARLSTRÖM, Marcus | 0 | 0 | 1 | 0 | 0 | 1 | N/A | 0,00 | 0 | 0 | 0 |
| 31 | KARLSSON, Sonny | 0 | 0 | 0 | 0 | 0 | 0 | N/A | N/A | 0 | 0 | 0 |
| 32 | BENGTSSON, Lukas | 0 | 6 | 1 | 2 | 6 | 9 | 0,00 | 0,00 | 0 | 0 | 0 |
| 36 | POLLASTRONE, Jerry | 0 | 2 | 0 | 1 | 2 | 3 | 0,00 | 0,00 | 0 | 0 | 0 |
| 92 | WESTERLING, Jonas | 0 | 1 | 1 | 0 | 1 | 2 | 0,00 | 0,00 | 0 | 0 | 1 |
| Mora IK | | 0 | 30 | 16 | 10 | 30 | 56 | 0,00 | 0,00 | 5 | 1 | 2 |

IF Björklöven

| # | Name | Shots | | | | | | | Blocked shots/Hits | | | |
|----------------------|--------------------------|----------|-----------|----------|-----------|-----------|-----------|-------------|--------------------|-----------|----------|----------|
| | | G | SSG | SBL | SPG | SOG | S | SG% | S% | Bl. | Hit+ | Hit- |
| 3 | HELLSTRÖM, Alexander | 0 | 2 | 0 | 0 | 2 | 2 | 0,00 | 0,00 | 1 | 2 | 0 |
| 6 | KARLSSON, Kim | 0 | 2 | 0 | 0 | 2 | 2 | 0,00 | 0,00 | 0 | 0 | 0 |
| 7 | HÄLLBERG, Per | 0 | 2 | 1 | 2 | 2 | 5 | 0,00 | 0,00 | 3 | 0 | 0 |
| 10 | TRYGG, Mathias | 0 | 2 | 0 | 0 | 2 | 2 | 0,00 | 0,00 | 0 | 0 | 0 |
| 12 | BOSTRÖM, Linus | 0 | 0 | 0 | 0 | 0 | 0 | N/A | N/A | 2 | 0 | 0 |
| 19 | QUIST, William | 0 | 1 | 0 | 0 | 1 | 1 | 0,00 | 0,00 | 0 | 0 | 0 |
| 22 | JOHANSSON, Nicklas | 0 | 1 | 0 | 0 | 1 | 1 | 0,00 | 0,00 | 0 | 0 | 0 |
| 26 | EKESTÄHL-JONSSON, Viktor | 0 | 2 | 0 | 0 | 2 | 2 | 0,00 | 0,00 | 2 | 0 | 0 |
| 28 | SANDSTRÖM, Lucas | 1 | 2 | 0 | 1 | 3 | 4 | 33,33 | 25,00 | 1 | 0 | 0 |
| 32 | EDSTRÖM, Rasmus | 0 | 5 | 0 | 2 | 5 | 7 | 0,00 | 0,00 | 1 | 0 | 0 |
| 34 | PALMEBJÖRK, Jon | 1 | 1 | 0 | 1 | 2 | 3 | 50,00 | 33,33 | 0 | 0 | 0 |
| 36 | NEVALAINEN, Patrik | 0 | 1 | 0 | 2 | 1 | 3 | 0,00 | 0,00 | 2 | 0 | 0 |
| 40 | HARTY, Jonathan | 0 | 0 | 0 | 0 | 0 | 0 | N/A | N/A | 0 | 0 | 0 |
| 42 | HURTUBISE, Mark | 1 | 0 | 2 | 0 | 1 | 3 | 100,00 | 33,33 | 0 | 0 | 0 |
| 54 | MAEGAARD-SCHEEL, Felix | 0 | 2 | 1 | 0 | 2 | 3 | 0,00 | 0,00 | 1 | 0 | 0 |
| 57 | ANDERSSON, Stefan | 0 | 2 | 1 | 1 | 2 | 4 | 0,00 | 0,00 | 2 | 0 | 0 |
| 62 | LAVANDER, Mats | 0 | 1 | 0 | 0 | 1 | 1 | 0,00 | 0,00 | 0 | 0 | 0 |
| 71 | RIBBENSTRAND, Alexander | 0 | 0 | 0 | 1 | 0 | 1 | N/A | 0,00 | 1 | 0 | 1 |
| 74 | ÖHMAN, Stefan | 0 | 1 | 0 | 0 | 1 | 1 | 0,00 | 0,00 | 0 | 0 | 0 |
| 94 | WRENMAN, Emil | 0 | 0 | 0 | 0 | 0 | 0 | N/A | N/A | 0 | 0 | 0 |
| IF Björklöven | | 3 | 27 | 5 | 10 | 30 | 45 | 9,68 | 6,52 | 16 | 2 | 1 |

LEGEND

| | | | |
|--|-----------------------------------|------------------------------------|--|
| SOG Shots On Goal (SSG+G) | SPG Shots Past Goal | SSG Shots Saved By Goalie | SBL Shots Blocked By Player |
| G Goals | S Shots (G+SSG+SBL+SPG) | Hit+ Hits (Body Checks) For | Hit- Hits (Body Checks) Against |
| SG% Shot On Goal Efficiency (G / (SSG+G)) | S% Shot Efficiency (G / S) | | |